



PORTLAND'5
ARLENE SCHNITZER
CONCERT HALL

Technical Information

1111 SW Broadway
Antoinette Hatfield Hall
Portland, OR 97205-2913
Main: (503) 248-4335
Fax: (503) 274-7480

production@portland5.com

Please Note

Although every effort has been made to accurately reflect the equipment available, some equipment may not be available at the time of your performance. Changes to lighting, audio, or rigging configuration and use of some equipment may result in additional costs.

TABLE OF CONTENTS

General Information	3
Management	7
Load-In Area.....	8
Carpentry	9
Lighting	12
Sound	15
Props	19
Wardrobe.....	21

ATTACHMENTS

Map of Theater Location.....	A
Ground Plan	B
Section	C
Line Set Schedule	D
Photos of Stage and House	E
Seating Chart.....	F
Loading Area Map and Photo	G
Lighting Plot	H
Policies	I

General Information

Address

Arlene Schnitzer Concert Hall*
1037 SW Broadway
Portland, OR 97205-3004

*Please note the ASCH is not always open to receive packages and/or mail. We encourage senders to use the mailing address at our Administrative Offices, providing the name of the event on the parcel.

Stage Door

784 SW Salmon Street
Portland, OR 97205

Mailing Address

(Name of Event) c/o Portland'5
1111 SW Broadway
Portland, Oregon 97205-2913

Time Zone

Oregon is in the Pacific Time Zone (UTC/GMT -8) and observes Daylight Savings Time.

Event and Production Services (Back of House and Front of House)

To reach a Production Supervisor, please use the general email address found below for all inquiries:
production@portland5.com

Programming and Booking

Director of Booking and Sales
Heather Wilton
503-274-6568
HeatherWilton@portland5.com

Box Office

Director of Ticket Services
Stephanie Viegas Dias
503-274-6598
StephanieViegasDias@portland5.com

Catering

General Manager, Levy
Dave Woodman
503-731-7952
DWoodman@portland5.com

Area Hotels

The Hotel Zags Portland

515 SW Clay St
Portland, OR 97201
503.484.1084
thehotelzags.com

The Heathman Hotel

1001 SW Broadway
Portland, OR 97205
503.241.4100
heathmanhotel.com

Hotel Vance

1455 SW Broadway
Portland, OR 97201
503.334.2167
marriott.com

Portland Marriott Downtown

Waterfront
1401 SW Naito Pkwy
Portland, OR 97201
503.226.7600
marriott.com

Portland Paramount Hotel

808 SW Taylor St
Portland, OR 97205
503.223.9900
portlandparamount.com

Taxi Services

Taxis are typically available at corner of SW Broadway and SW Salmon, on the NE corner of the same block as the theater. Stage Door Attendants can also call for taxi service. Downtown Portland is also well serviced by ride sharing providers.

Restaurants

ArtBar and Bistro

Located in Antoinette Hatfield Hall
1111 SW Broadway
Portland, OR 97205
503.432.2905
portland5.com/artbar

Higgins

1239 SW Broadway
Portland, OR 97205
503.222.9070
higginsportland.com

Southpark Seafood

901 SW Salmon St.
Portland, OR 97205
503-326-1300
southparkseafood.com

Swank Restaurant,

Swine Moonshine & Whisky Bar

Located in the Paramount Hotel
808 SW Taylor St.
Portland, OR 97205
503.943.5844
swankandswine.com

Shigezo

910 SW Salmon St
Portland, OR 97205
503.688.5202
shigezo-pdx.com

Fogo de Chao Brazilian Steakhouse

930 SW 6th Ave.
Portland, OR 97204
503-241-0900
fogodechao.com

Laundry

Dry Cleaning

Bee Cleaners
1026 SW Salmon St.
Portland, OR 97205
503-227-1144
beecleaners.com

Downtown Cleaners
609 SW 3rd Ave.
Portland, OR 97204
503-227-7881

Washers and dryers: Two washers and two dryers are available in room 508 (5th floor of the Dressing Room Tower). [additional cost]

Travel Directions

From the North (I-5 South or I-84 West): Follow I-5 South to the “City Center/Oregon City” exit. Follow “City Center” signs. After crossing the Morrison Bridge, continue on SW Washington five blocks, to SW Broadway. Turn left on Broadway and continue six blocks to SW Main Street. Arlene Schnitzer Concert Hall is on the right side, between SW Salmon Street and SW Main Street.

From the South (I-5 North): Follow I-5 to I-405 West. Take the SW Salmon Street exit. Turn right on SW Salmon Street. Continue seven blocks to SW Park Ave. Arlene Schnitzer Concert Hall is on the right side, between SW Park Ave and SW Broadway.

From the East (Highway 26 West or Highway 99 West/McLoughlin Boulevard): Cross the Ross Island Bridge and follow “Highway 26/Naito Parkway” signs. Continue on Highway 26 to SW 6th Avenue. Turn right on SW 6th Avenue. Continue twelve blocks to SW Main Street. Turn left on SW Main Street and continue one block to SW Broadway. Arlene Schnitzer Concert Hall is on the right side, between SW Broadway and SW Park Ave.

From the West (Highway 26 East, “Sunset Highway”): Choose the center lane upon approaching the Vista Ridge Tunnel. Take the “Market Street/City Center” exit after exiting the tunnel (center lane). Continue six blocks to SW Sixth Avenue. Turn left on SW Sixth Avenue. Continue five blocks to SW Main Street. Turn left on SW Main Street. Continue one block to SW Broadway. Arlene Schnitzer Concert Hall is on the right side, between SW Broadway and SW Park Ave.

Parking

Production and Talent Parking: Limited parking spaces for loading/unloading may be coordinated with the Production Department [additional cost]. Portland’5 does not have a parking lot or arrangements for reduced parking rates with any surrounding lots. Idling of buses or trucks is prohibited at all times per ORS 825.605. Shore power is available for up to three buses or trucks.

Long-Term Truck Parking: Portland traffic regulations prohibit overnight curbside parking. The Production Department can provide information about long-term parking options.

Accessibility

Wheelchair accessible seats are available on each side of the house, 1st Tier (stage level).

Assistive Listening Devices are available from Coat Check for every event.

Audio Description, Captioning and American Sign Language Interpretation are available upon request. Please coordinate with the Box Office.

Emergency Numbers:

ALL EMERGENCIES – 911, OR 9-911 FROM INSIDE LINES

Fire Non-Emergency: (503) 823-3333

Police Non-Emergency: (503) 823-3333

Ambulance: 911

Hospital Emergency Room
Legacy Good Samaritan Medical Center
1015 NW 22nd Ave
Portland, OR 97210
503-413-7711

Chiropractic Clinic
City Chiropractic
806 SW Broadway Ste 350
Portland, OR 97205
503-224-9513
citychiro.net

Urgent Care Clinic
AFC Urgent Care
25 NW 23rd Pl
Portland, OR 97210
503-305-6262
afturgentcareportland.com

Dental Clinic
Emergency Tooth Doctor
1505 SW Broadway
Portland, OR 97201
503-222-0090
emergencytoothdoctor.com

Management

Production Room

Copier and printer available backstage. Wireless internet available on stage, in house and lobby [additional charge]. No designated room for a Production Office. Star Dressing Rooms at stage level are often used for this purpose.

Green Room

The Green Room, one floor below stage level, is 22' (6.71m) x 32' (9.75m) and can be accessed by stairs or elevator from SL or SR vending machines, a small kitchenette, and nearby restrooms with showers. Green Room is often used for backstage catering.

Stage Manager's Console

None available.

Rehearsal Room

Chorus dressing rooms 311 and 316 may be used for smaller rehearsals.

Crews

Minimum call for stage crew is five Portland's Department Head Stagehands for four hours (Carpentry, Props, Fly, Lighting, and Sound), and must be present for all work on stage, including load-in, rehearsal, performance, and load-out. Stagehand break requirements include a 15-minute break in any call of 2.5 hours or more, and 1-hour meal break (unpaid) or ½-hour meal break (paid, meal provided) no later than five hours into a call. Please contact the Production Department for additional information.

Any event with a tractor-trailer requires traffic control flaggers [additional cost]. Contact a Production Supervisor for more details.

Additional Union Stage Labor available through IATSE Local 28, 503-295-2828 or coordinating through Production Department. These labor expenses can be passed through on final settlement.

Accessibility

The stage is wheelchair accessible from the stage door and star dressing rooms, and from the dressing tower and chorus rooms via elevator. The stage is not wheelchair accessible from the auditorium.

Policies

See Attachment I: Policies

Load-In Area

Location

Street-level loading doors are located at the intersection of SW Park and SW Salmon streets, on the Salmon Street side of the building. Truck parking is curbside, parallel to the loading doors.

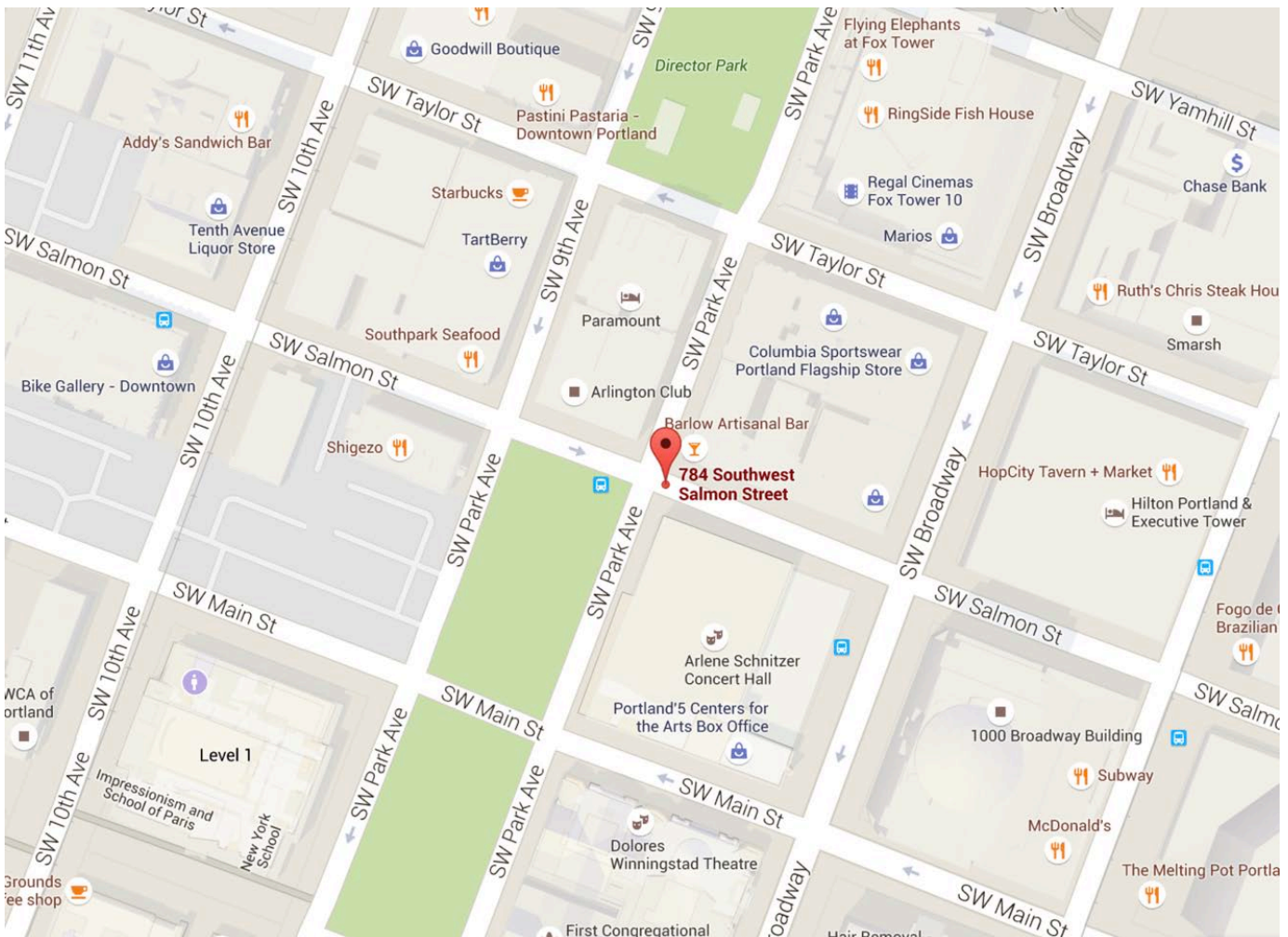
Dimensions

The outer loading doors are 6' 10" (2.08m) wide and 11' 0" (3.35m) high. Inside the loading doors, a ramp, 8' 6" (2.59m) wide and 10' 6" (3.20m) long leads down 28" (0.71m) to stage level and an inner overhead loading door, 8' (2.44m) wide and 9' 8" (2.95m) high. The slope of the ramp is approximately 6% (13°).

Approximately 100' push from truck to CS.

Map

[Click to view online](#)



Carpentry

Seating

Orchestra Level	1504, 24 of which are wheelchair seating
Dress Circle	168
Mezzanine	384
Lower Balcony	364
Upper Balcony	356
Total Seating Capacity	2776
Pit Seats (by request)	32
Total Using Pit Seats	2808

Seating Chart: See Attachment F

Stage Dimensions

Note: US/DS measurements are taken from the Plaster Line (0'0") which is the US surface of the proscenium wall.

Proscenium	53' 10" (16.41m) W x 32' 0" (9.75m) H
Stage w/apron	97' 4" (29.67m) W US of proscenium x 32' 3" (9.83m) D
Stage w/pit elevator extension	97' 4" (29.67m) W US of proscenium x 40' 6" (12.34m) D @ CL; 33' 5" (10.18m) SL/SR at proscenium, with pit filler platforms and facing installed.
Plaster line to apron edge	3' 1" (0.94m)
Plaster line to back wall	29' 2" (8.89m)
Wing space	11' 5" (3.48m) SL to lock rail 20' 4" (6.18m) SR to stored orchestra shell
Grid height	69' 3" (21.11m) 76' 8" (23.37m) to 77' 3" (23.55m) to structural steel
Pit elevator	34' 7" (10.54m) W x 7' 10" (2.39m) D @ CL; 4' 0" (1.22m) D SL/SR maximum travel -8' 2" (2.49m) screw drive, operated from pendant DSL
Choir loft	45' 9" (13.94m) W x 8' 0" (2.44m) D 8' 2" (2.49m) above stage height (in US wall) capacity approximately 80
Stage height	3' 6" (1.07m) above house floor

Stage Floor

Stage floor and apron floor are maple, stained slightly darker than natural.

Screws and nails are allowed in the stage floor. Any significant damage must be repaired after use.

House Draperies (Goods)

House Curtain Burgundy velour
1' 3" (0.38m) US of PL
Guillotine or traveler, manual control from SL

Valance Burgundy velour
0' 8" (0.20m) US of PL

Legs 8* 35' (10.67m) H x 19' (5.79m) W (*2 w/damage)

2 30' (9.14m) H x 19' (5.79m) W

Borders 5 12' (3.66m) H x 65' (19.81m) W

Tabs 2 31' (9.45m) H x 3' (0.91m) W

Blackout panels 1 35' (10.67m) H x 23' (7.01m) W

2 35' (10.67m) H x 35' (10.67m) W

30' (9.14m) H x 35' (10.67m) W

2

Traveler panels 2 30' (9.14m) H x 35' (10.67m) W

Line Set Data

Line Set Schedule: See Attachment D

Working Height of Battens High trim = 68' (20.73m), Low trim = 4' (1.22m)

Battens 61' (18.59m) / 1 ½" ID sch40 steel pipe
7 lift lines per set

Type 28 single-purchase, T-track
manual operation SL at stage level
*Linesets 1-8 are muled US to lock rail

Capacity 1200 lbs over pipe weight (*Line sets 3, 5, 6, and 22: 800 lb capacity)

Available Weight 10,000 lbs

Loading Galleries 62' 10" (19.15m) and 27' 10" (8.48m) SL
accessed by spiral staircase SR, ladders and grid
(Elevator to staircase on SL side)

Pin Rails

29' 8" (09.08m) and 27' 8" (8.47m) SL
29' 8" (09.08m) and 27' 8" (8.47m) SR

**FOH Rigging Points
2,000lbs WLL**

21' (6.4m) from PL, at C and 18' (5.5m) L and R

Support Areas

Access: Stage is accessed through single doors DSR, USR, USL, and DSL, and a roll-up loading door at the bottom of the ramp USR. Access from the stage to the auditorium is through a door DSR, via stairs. There is no wheelchair access between the stage and the auditorium. Two backstage elevators, UR and UL, as well as staircases DR, UC, and UL, provide access to the lower-level lounge, grid, mid-bridges, dressing tower, and chorus dressing rooms. The choir loft is accessed via stairs or elevator US. The spot booth, located at the rear of the auditorium above the upper balcony, is accessed either through the house (stairs) or through the lobby (elevator and stairs).

Crossover: Crossover US through hallway behind US wall, or through basement via elevator or stairs.

Shop Area: There is a small shop in the sub-basement, which can be used for minor repairs.

Storage: Limited storage is available near the loading doors and in the crossover hallway upstage, at stage level. Additional storage may be arranged with the Production Department.

Lighting

Power

Company Switches: 120/208V, 3-phase, cam connectors or bare tails, with reversed ground and neutral.

- | | |
|---|--|
| 1 | 400A (with dial-down to 160A), DSL |
| 2 | 400A (with dial-down to 160A), DSR
(These are backed by the same 800A Main) |
| 1 | 50A, DSR |

Shore Power: DSR for 3 buses/trucks via mouse hole to building exterior.

Dimmers

Dimmer-per-circuit; ETC Sensor Classic, 222 @ 2.4kW, 20 @ 6kW (production dimmers), ETC Sensor CEM+, 146@2.4kW (most are dedicated house lighting dimmers)

Lighting Consoles

ETC Eos Ti 3K and ETC Ion 2K, networked; iRFR available. Both consoles are capable of 12 universes.

Console Locations

Eos is located in an enclosed control booth at the rear of the house, above the upper balcony. Ion is located offstage left and may be moved into the house for programming.

Road console location (FOH Mix) is house right of center, rear of Orchestra level in section C, under the balcony. 250' snake run to stage. Seat kills required. Must be arranged in advance with Production Department. Cat6 dry lines to stage are available.

Houselights

Houselights are controlled through either console, or via work light panels at various locations.

Front of House Transfer

Located DSL at stage level, circuits 1-80, minus 70 and 79, which are used for FOH work lights, GSP type plugs.

DMX Locations

Four ETC nodes for up to four universes of DMX. Can be positioned on stage and at FOH mix position. Four CAT5 lines (2 sound/2 lighting) from FOH to SR, with patch break at sound cockpit on the mezzanine level.

Front of House Positions

Apron Cove Slots, L/C/R	6	20A circuits	4	S4 10° in each
Near Box Boom L/R	8	20A circuits	13	S4 19° in each
Far Box Boom L/R	8	20A circuits	12	S4 10° in each
Eyelash Slots	6	20A circuits	6	S4 10° in each
Balcony Rail	12	20A circuits	9	S4 19°
Ceiling Slots L/R	6	20A circuits	4	S4 5° in each
Spot Booth L/R	6	20A circuits	2	S4 5° in each

House Plot

See Attachment H

Equipment Inventory

Instruments

12	ETC 5°	Source 4 750W (all hung FOH)
48	ETC 10°	Source 4 575W (all hung FOH)
56	ETC 19°	Source 4 575W (35 hung FOH)
22	ETC 26°	Source 4 575W
19	ETC 36°	Source 4 575W
6	ETC 50°	Source 4 575W
50	ETC PAR	Source 4 575W (standard lens kit)
8	L&E Cys	3-circuit, 1000W
36	ETC Selador	Vivid R-11
4	Robe Robin T2 Profile, Mode 3,	56 channel, hung from bottom of near baskets. These shall not move from that position.
12	ETC S4 LED Series 3 Lustr X8 Direct mode	Architectural ONLY These are used to illuminate the house soft goods. They Cannot be moved or refocused.

Follow Spots

3	Lycian 1290 XLT, lamped at 2K [Additional cost]
2	Strong 1600W Xenon Super Trouper, spares [Additional cost]

Hardware

12	instrument floor bases
10	irises
32	donuts
48	A- and B-sized template holders (more A's than B's) No boom bases, top hats, or barn doors.

Cable - GSP

1	100'
6	75'
12	50'
24	25'
16	20'
20	15'
20	10'
24	5'
20	2-FERs

Cable – PBG	2	50'	
	5	25'	
	3	15'	
	2	10'	
	2	5'	
	12	25' orchestra stringer	
	12	50' orchestra stringer	
	12	25' 5-outlet stringer	
	Cable – DMX	Limited cable available if floor package is not used.	

Film, Video, and Projection Equipment

No projection or video equipment in-house. A projector shelf (for projectors up to 70 lbs) is available which can be positioned on the balcony rail.

Projection distances	Spot Booth to Plaster Line	150' (45.72m), 25°
	Sound Cockpit to PL	87' (26.52m)
	Balcony Rail to PL	50' (15.24m), 13°
	Orchestra 1 st row to PL	16' (4.88m)

Notes

Clip lights, tech table lights and music stand lights available.

FOH fixtures are not moveable. If altered, over-stage lighting must be restored to House Hang unless otherwise arranged.

Sound

Power

Company Switches: 120/208V, 3-phase, cam connectors or bare tails, with reversed ground and neutral. [additional cost]

1	200A, DSR
1	50A, DSR

House Audio Power: No isolated power is available.

Sound Console

Midas HD 96

Inputs	144 mono
Mute/VCA groups	24
Outputs	96 / 24 AES
Onboard DSP	
Dante I/O channels	

Console Locations

Mezzanine level of the Balcony at center, open cockpit.

Road console location (FOH Mix) is house right of center, rear of Orchestra Level section C, under the balcony. 250' snake run to stage. Seat kills required. There are multiple patch channels available at this mix position. (6 analog / 12 AES, 4 Cat6 dry lines with points at balcony mix and downstage right) Must be arranged in advance with Production Department.

Hearing Assist System

ListenTech FM Listening Assist System. Headsets available at Coat Check room in the Main Lobby.

Monitor/Paging System

Stage monitors located in control booth, dressing rooms, green room, and offstage areas. Paging mic located in stagehand office SL and DSR or DSL.

Production Communications

Wired ClearCom System	7	single channel belt packs (4 located in Spot Booths)
	3	dual channel belt packs
	13	single-muff headsets (5 located in Elec, and Spot Booths)
	3	KB-211 table-top stations
	2	flashers (1 located at balcony mix position)
	3	RM702 base station at balcony mix, and SL offices.
	1	SB704 Master matrix station in amp room.
	4	HB702 remote headset stations (1 per stage corner).
Wireless Tempest System	7	belt packs (5 are used by Dept. Head Stagehands)

Equipment Inventory

PA- Mains.	24	D&B Audio Technik XSL series Line array speakers for Main L/R
PA- Subs	8	D&B Audio Technik V Subs
PA- FF	4	D&B Audio Technik T series fills
Amps	15	D&B D40's
Array Processing		
Portable Speakers	6	EAW LA212 12"x1.5" monitor wedges
	4	Galaxy Hotspot
Microphones	1	AKG 422 stereo
	9	AKG 460b (9 cardioid, 2 omni capsules)
	2	AKG D321
	2	AKG C414 EB
	2	AKG 214
	4	Audio Technica AE5400
	8	DPA 4099 (hi sens, w/ violin mounts, short cables)
	4	Heil PR40 dynamic
	4	Neumann KM184
	2	Neumann KMS105-MT (wired HH)
	4	Shure Beta 57a
	1	Shure SM57
	6	Shure SM59
	6	Shure SM58
	1	Shure SM58 switched
	4	Sennheiser MD421
	3	Shure KSM32
	7	Shure KSM137
	1	Shure push-to-talk
	4	EV PC12-12 lectern mic (1 cardioid, 3 multi-pattern)
	3	Crown PCC160 floor mics
	1	AT831b wired lav
	2	Countryman ISOMax 2B wired lav
	6	Countryman ISOMax 2H wired lav
	2	Countryman ISOMax TV-H wired lav
	4	Shure ULXD wireless, handheld or lav

Mic Stands	6	K&M short tripod w/ boom
	7	K&M tall tripod w/ boom
	5	short straight (w/o base)
	4	medium straight (w/o base)
	7	tall straight (w/o base)
	10	misc. booms
	8	standard round base
	1	heavy round base
	8	small round base
	3	heavy triangle base
Playback	2	Tascam CD-O1U
	1	Tascam CD-RW 2000
	1	Tascam SS-CDR250N w/Dante 2ch recording / playback
	1	Mac Mini with QLab 4
	16ch	multitrack recording / playback capability over Dante
Signal Processors		EV N80000 Speaker Processor
		Digital (AES) signal from console to amplifiers
		Apogee Big Ben Word Clock
		Smaart V.8.2 analyzer program
Amplifiers	10	EV TG5 amplifiers w/EV RCM-26 digital process cards
	1	EV TG7 amplifier for sub w/EV RCM-26 digital process cards
	6	Crown MA-1202
	2	Fender 2224-Bridged
Cable	6	100' XLR
	10	50' XLR
	20	25' XLR
	1	75' XLR 4-pair
	1	50' XLR 6-pair
	1	50' XLR 4-pair
	1	25' XLR 4-pair
	2	25' XLR 2-pair
	1	50' AES 8-pair
Snakes	1	54 Channel Head Box w 48/ ISO transformers, 6 M/F returns, 5 CPC F, 1 Main RAM F, 1 Split RAM F
	6	12pr Stage Boxes w/ CPC thru
	2	100' CPC cable
	3	50' CPC cable
	2	25' CPC cable
	4	3' CPC to XLR-M whip
	2	54pr RAM to XLR whip for monitor/record split (48 XLR-M, 6 XLR-F)
	1	RAM to RAM Split multi

Direct Boxes

- 5 Radial Pro DI
- 2 Radial Stereo DI
- 2 AXE Active DI

Props

Orchestra Pit

Elevator: 34' 7" W (10.54m), 7' 10" (2.39m) D @ CL, 4' (1.22m) D @ SL/SR, adjustable to stage, seating, or orchestra pit level, or anywhere in between. Maximum travel is -8' 2" (2.49m). Pit wall sections will be put in place when elevator is positioned below seating level.

When the orchestra pit elevator is at stage level, curved pit filler platforms will be put in place on either side of the elevator.

Music

Chairs: 113 symphony chairs, various types/4 black wooden stools/4 black metal cushioned stools

Stands: 95 music stands, various types

Stand Lights: 20 stand lights

Conductor Podium: 45" (1.14m) W x 49" (1.24m) D x 9" (0.23m) H, carpeted, with removable railing.

Pianos: Yamaha U3 upright, Steinway D (9') grand and Steinway B (7') grand, available by prior arrangement [additional cost]. Tunings can be arranged through the Production Department upon request [additional cost].

Orchestra Shell

Six rolling wall segments, six flown wall segments, and three ceiling segments with integrated lighting. Ceiling and flown wall segments must be used at fixed angles. Rolling wall segments may be re-configured to accommodate onstage space needs.

Constellation Electro-Acoustic Enhancement System by Meyer Sound. System comprised of many small self-powered loudspeakers and microphones mounted throughout the audience chamber and the stage. It is a digital approach to controlling reverberation time, early reflections, and other key ingredients vital to the sonic clarity, warmth, and resonance of the concert hall.

Choral Risers

No risers available. There is a choir loft located on the upstage wall, with a capacity of approximately 80 persons. See "Carpentry" section for more details.

Platforms

Platforms are hard topped.

Decks	14	4'x8' (1.22m x 2.44m)
	4	4'x5' (1.22m x 1.52m)
	2	4'x4' (1.22m x 1.22m)
Legs (pipe style)	44	24" (0.61m)
	33	18" (0.46m)
	24	12" (0.30m)
	16	6" (0.15m)

Stairs

Carpeted stairs with railings available from orchestra level to stage (2 units, seat kills required).

Portable step units	3	12" 2-step
	4	18" 3-step
	4	24" 3-step

Dance Floor

Black marley, 6 rolls, 6' 7" (2.01m) W x 60' (18.29m) L. Tape included. [additional cost]

Lecterns

Four available (two matching pairs) by prior arrangement. [additional cost]

Lift and Ladders

- 1 Genie MEWP (AWP-36S) Max Working Height = 42' 5" (12.8m)
- 1 12' (3.66m), 10' (3.05m), 8' (2.44m), and 6' (1.83m) ladders

Other Equipment

- 2 4' table
- 5 6' folding tables
- 6 8' folding tables
- 2 6" x 18" tables

Dollies, hand trucks, and truck loading plate/ramp

Various lengths of bottom pipe

Wardrobe

Dressing Rooms

Star dressing rooms at stage level, accessed from USL/USR. All other dressing rooms accessed by elevator or stairs in the Dressing Room Tower, SL. All dressing rooms have mirrors, counters, makeup lights, and chairs or benches. Non-chorus rooms have wall racks for hanging costumes.

Please note: Many Dressing Room Tower doors are 28 ½" 2 wide and most cases will not fit.

Lower level (basement): Green Room, 22' (6.71m) x 32' (9.75m), accessed by stairs or elevator from SL or SR, or directly from the orchestra pit if in use. Green Room has a TV, vending machines, a small kitchenette, restrooms with showers, and an accessible restroom with shower.

1st Floor (stage level): Two Star dressing rooms, furnished and carpeted, with private bathrooms and showers.

2nd Floor, Dressing Tower

Rm	Persons	Sink	Toilet	Shower
204	1	1	1 shared	1 shared
205	1	1	1 shared	1 shared

3rd Floor, Chorus Rooms

Rm	Persons	Sink	Toilet	Shower
311	9-12	-	3 shared	1 shared
316	12-15	-	3 shared	1 shared

3rd Floor, Dressing Tower

Rm	Persons	Sink	Toilet	Shower
318	4-5	1	1 shared	1 shared
320	1	1	1 shared	1 shared

4th Floor, Dressing Tower

Rm	Persons	Sink	Toilet	Shower
424	4	1	1 shared	1 shared
425	1	1	1 shared	1 shared

5th Floor, Dressing Tower

Rm	Persons	Sink	Toilet	Shower
508*	2-3	1	1	-

*Room 508 is also the Laundry Room, with 2 washers and 2 dryers.

Wardrobe Area

No dedicated wardrobe area is available. Room 508 may be used as a wardrobe room.

Irons: 1

Ironing Boards: 1

Steamers: 2

Washers/Dryers: 2 washers & 2 dryers, Room 508, 5th floor of dressing tower.

Racks and Hangers: 8 large rolling garment racks (Z-racks), 2 small rolling racks (these fit in dressing tower elevator), no hangers provided.

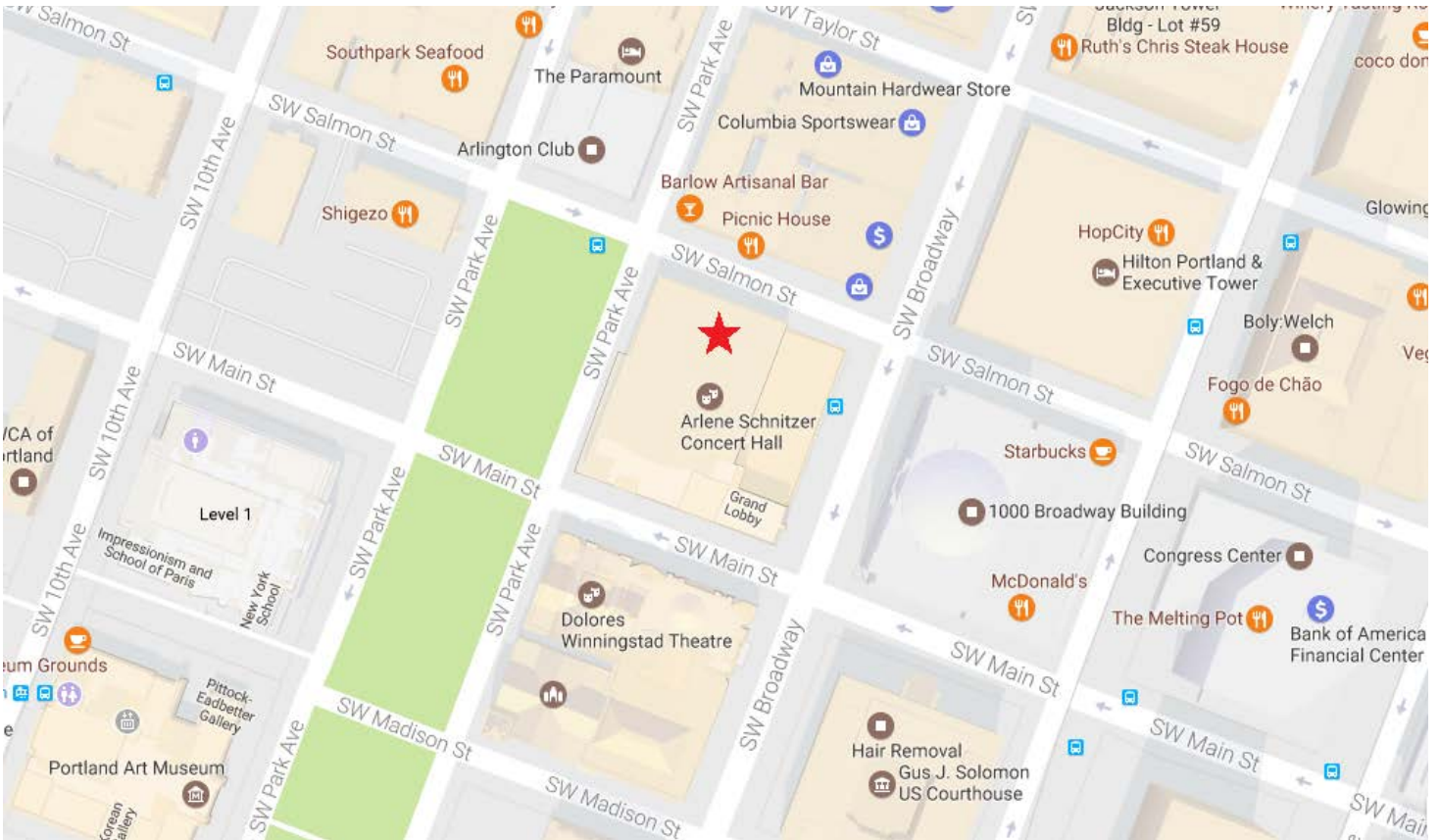
Quick Change Booths

Additional pipe and drape may be available by prior arrangement with Production Department. Two hanging mirrors available. Otherwise, inventory is:

- 5 Uprights (adjustable 6'-10')
- 6 Cross members
- 5 Full bases
- 5 Half bases
- 14 Blue banjo drapes
- 16 Black duvetyn drapes

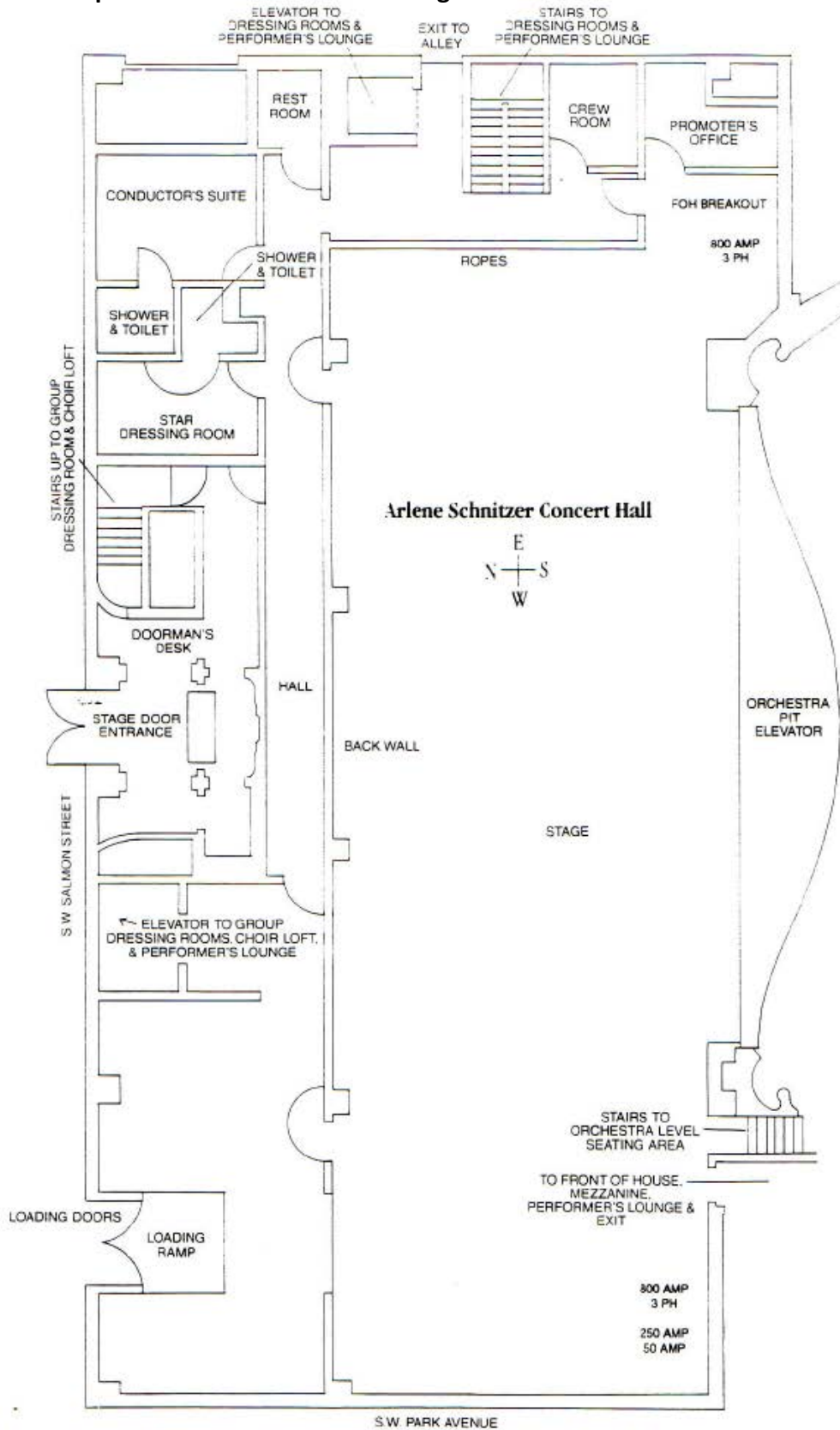
Attachment A: Map of Theater Location

[Click to view online](#)



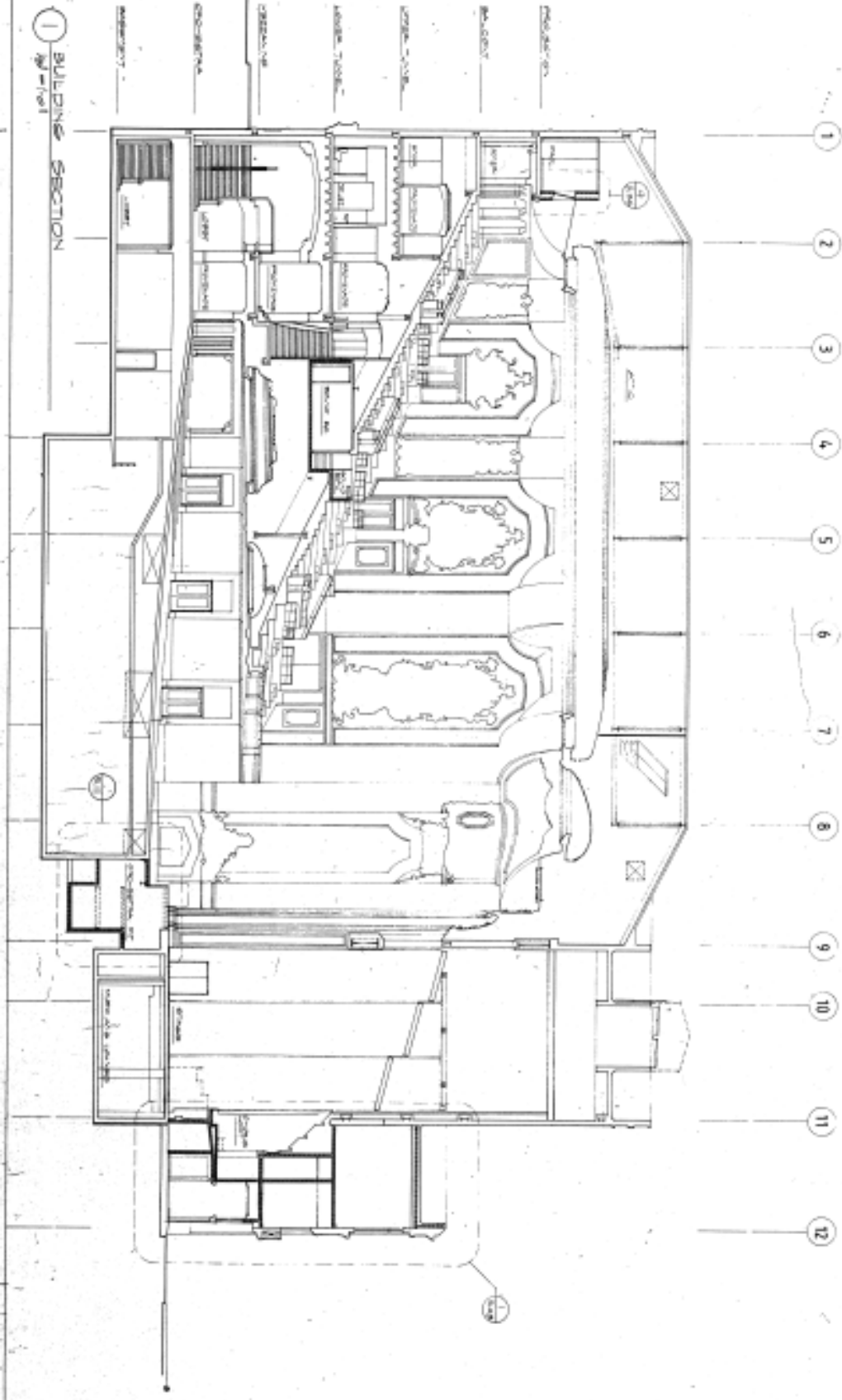
Attachment B: Ground Plan

Contact Production Department for full-sized drawing.



Attachment C: Section

Contact Production Department for full-sized drawing.



Attachment D: Line Set Schedule

Line Set #	From Plaster	House Hang	Bricks/Lbs	
1	0'-8"	Valance	9/270	
2	1'-3"	Main Curtain	36/1080	
	2'-9"	#1 AV	35/1050	Permanent
3	4'-3"	1st LX & Raceway	11½/350	*Limit 800 lb over permanent raceway
4	5'-5"	1st LED	10/300	
5	6'-4"	Open Pipe		*Limit 800 lb over pipe weight
	7'-0"	#1 Shell Wall	25½/770	Permanent
6	8'-1"	#1 Shell Border	5/150	*Limit 800 lb. over pipe weight
7	8'-11"	1st Border	3/90	
8	9'-11"	Traveler	13/390	
9	10'-11"	Open Pipe		
10	11'-11"	2nd LX	19½/590	
11	12'-11"	2nd LED	18/540	
12	13'-9"	2nd Border	3/90	
	14'-7"	#2 AV	34/1020	Permanent
	15'-8"	#2 Shell Wall	25½/770	Permanent
13	16'-5"	Open Pipe		
14	17'-4"	Open Pipe		
15	17'-11"	3rd Border	3/90	
16	18'-7"	2nd Legs	5/150	
17	19'-4"	Midstage BOD	9½/290	
18	19'-11"	#2 Shell Border	5/150	
19	20'7"	Open Pipe		
20	21'-3"	3rd LED	9/270	
21	21'-11"	Open Pipe		
22	22'-7"	Cyc LX & Raceway	10/300	*Limit 800 lb over permanent raceway

23	23'-2"	4th Border	3/90	
	24'-4"	#3 Shell Wall	25/750	Permanent
	25'-8"	#3 AV	37/1110	Permanent
24	26'-8"	Open Pipe		
25	27'-3"	5th Border	3/90	
26	27'-9"	Open Pipe		
27	28'-3"	Open Pipe		
28	28'-9"	Upstage BOD	10½/320	
Lockrail location:		Stage Left	Proscenium:	32'0"H x 53'10" W
Arbor Weight limit:		1200 lbs.	Apron edge to back wall:	32'3"
Batten Length:		61'0"	Pin rail height:	30'0", 28'0"
Lift lines per lineset:		7	Mid Bridge height:	25'6" to bottom
Height to grid:		69'3"	Loading Bridge Height:	63'5"
Batten high trim:		68'0"	Sound cluster:	34'0"
Batten Travel:		65'0"		
FOH rigging points 2000 LBS WLL				
21'0" from 0'0": CL, 18' Right, 18' Left;				
78' from Point to pit lift at deck level				

Attachment E: Photos of Stage and House

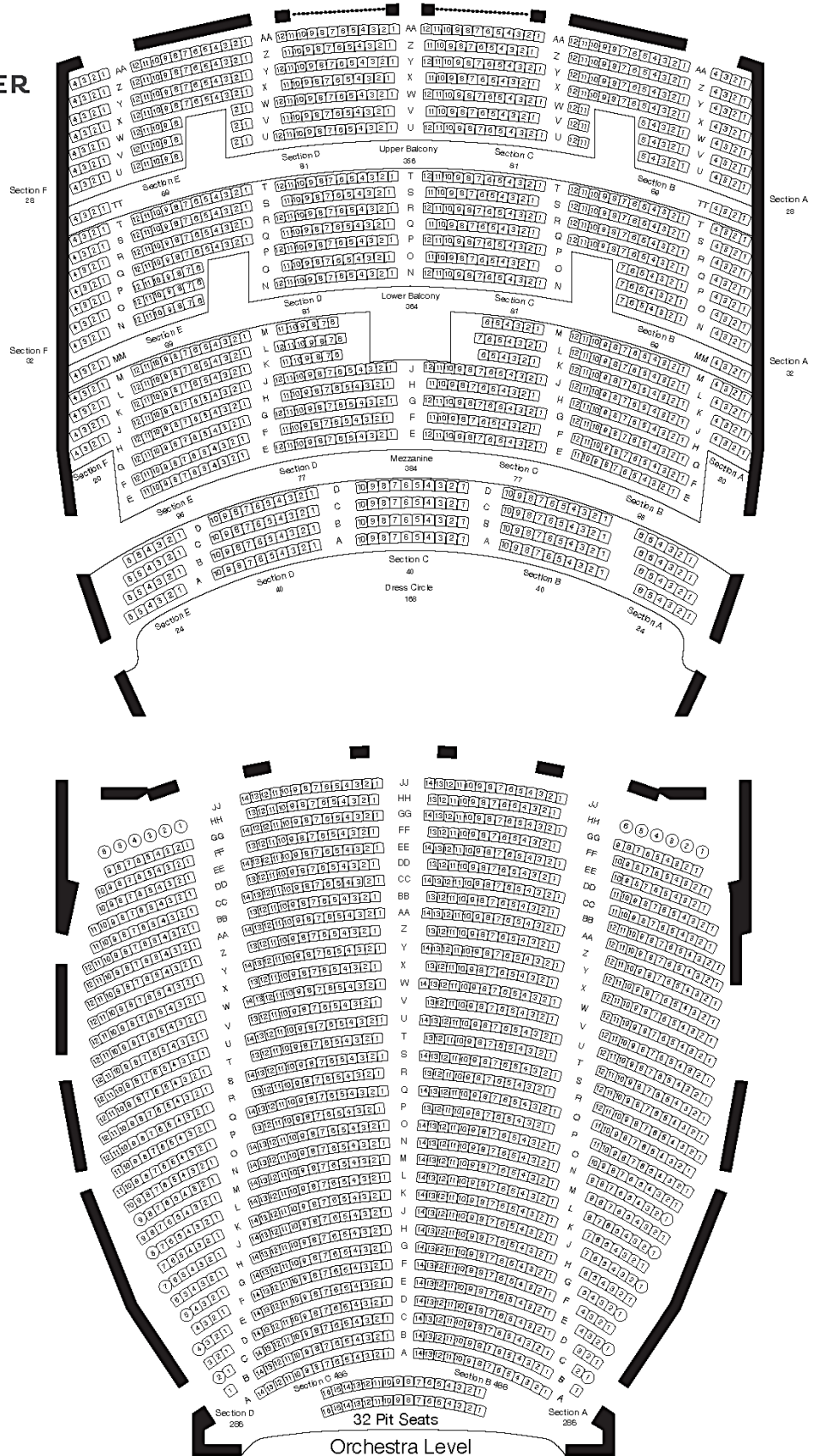


Attachment F: Seating Chart



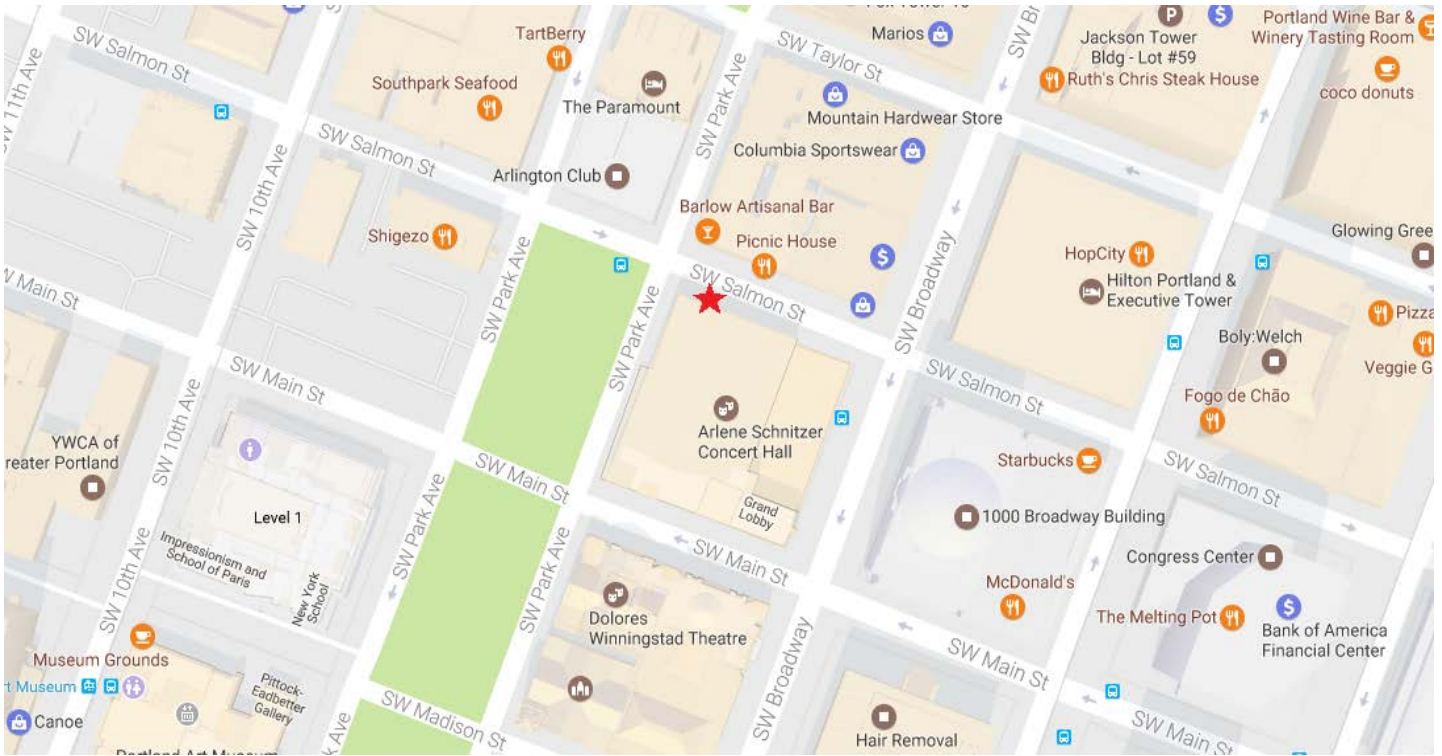
PORTLAND'S
ARLENE SCHNITZER
CONCERT HALL

Capacity=2,776



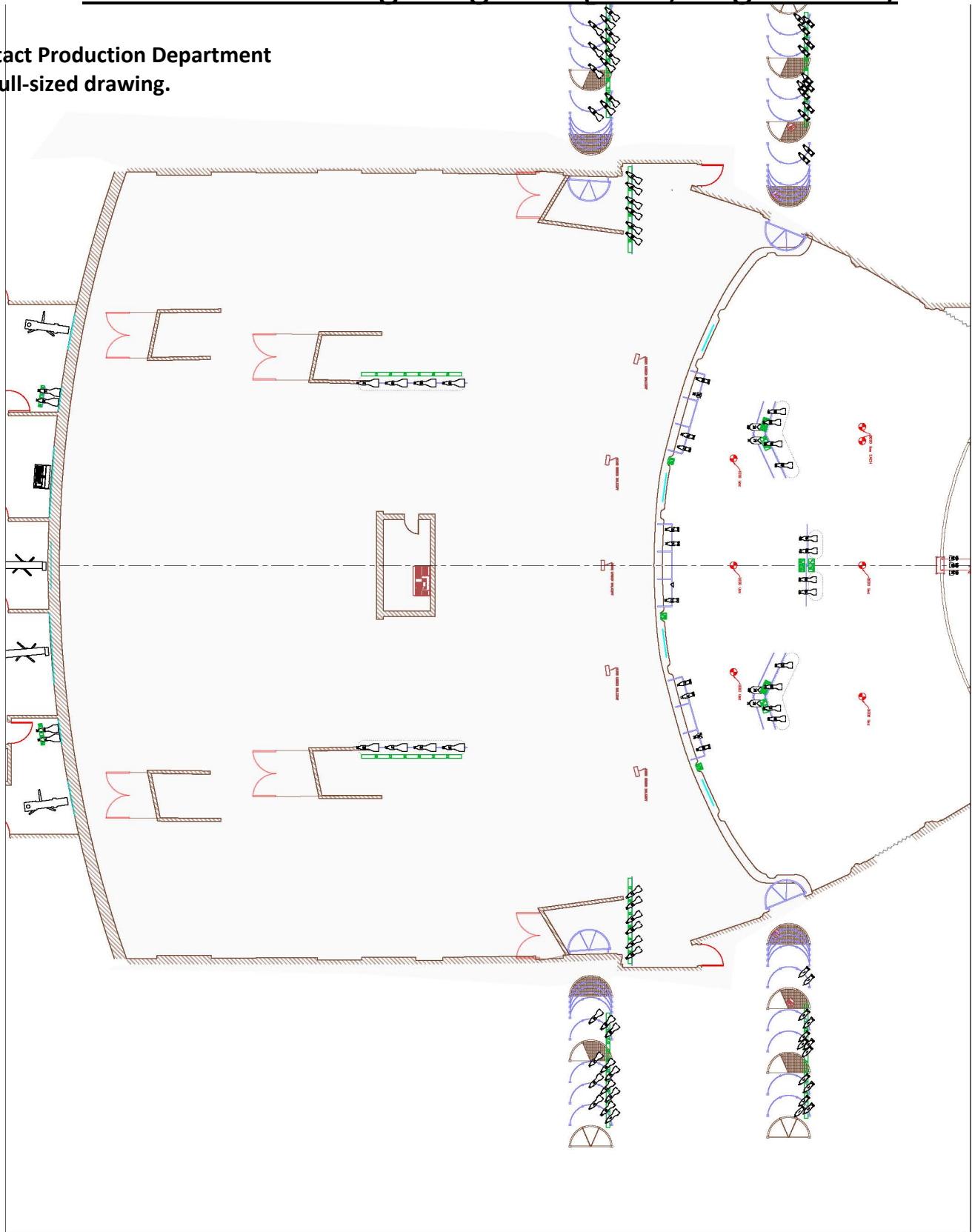
Attachment G: Loading Area Map and Photo

Click to view online.



Attachment H: Lighting Plot (FOH, Page 1 of 2)

Contact Production Department
for full-sized drawing.



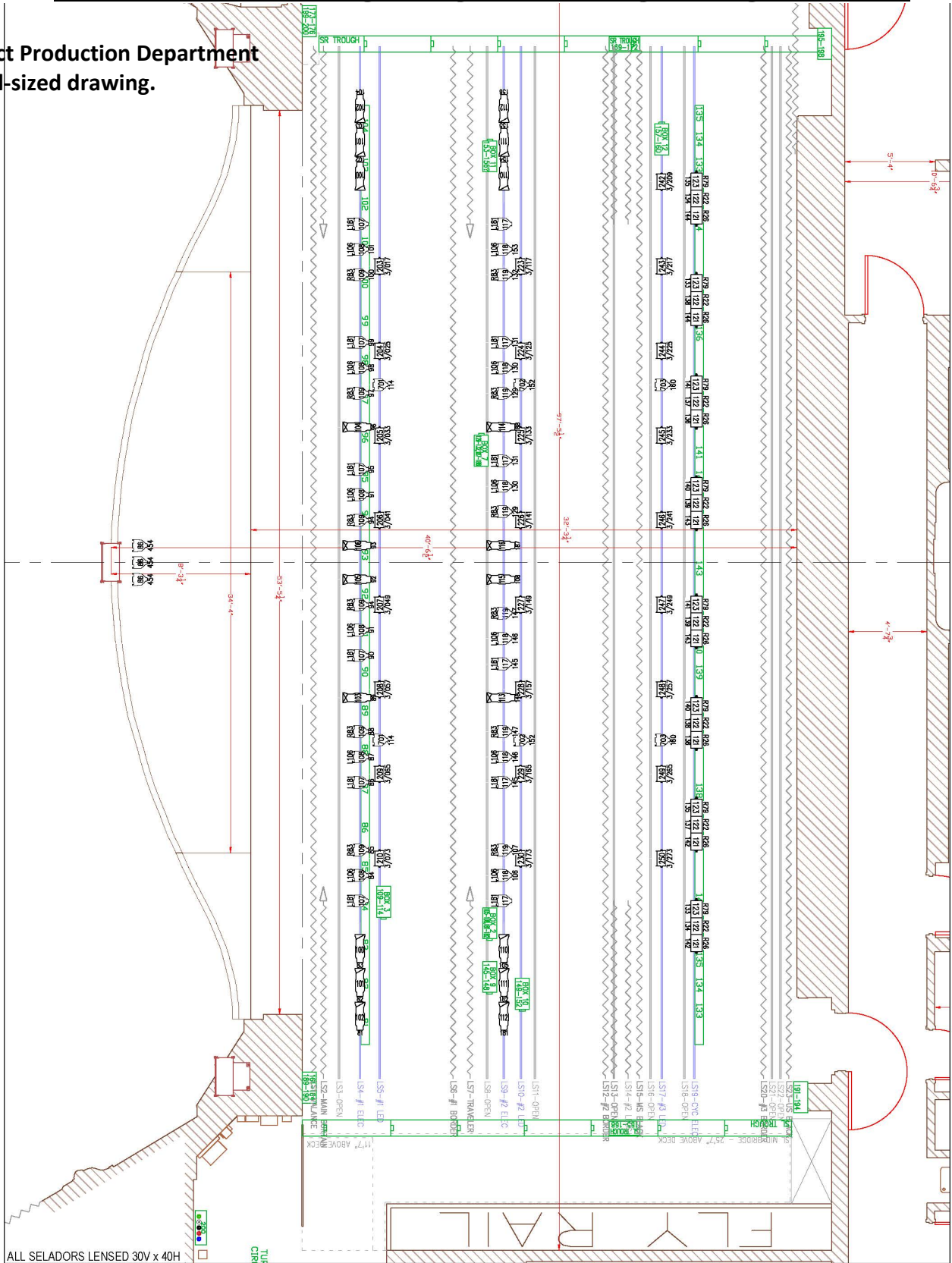
FOCUS GEL CHANNEL OROUT	SOURCE FOUR 5 10 19 28 36 50	FOCUS GEL1 GEL2 GEL3 CH1 CH2 CH3 CR1 CR2 CR3 3 CELL CYC SELEDOR VIVID R.11 FOCUS FILTER CHANNEL ADDRESS
VERY NARROW	MEDIUM	VERY WIDE
84 PAR	NARROW	WIDE

HOUSE PLOT
ARLENE SCHNITZER CONCERT HALL
FOH

LIGHTING DESIGNER LIGHTING DESIGNER	LOAD IN DATE XXXXXX
MASTER ELECTRICIAN MASTER ELECTRICIAN	SHOW DATE XXXXXX
SUMMER TURP AUTOCAD SPECIALIST	NTS

Attachment H: Lighting Plot (Stage, Page 2 of 2)

Contact Production Department
for full-sized drawing.



<p>FOCUS</p> <p>SOURCE FOUR</p> <p>CHANEL</p> <p>5</p> <p>10</p> <p>19</p> <p>26</p> <p>36</p> <p>50</p> <p>3 CELL CYC</p> <p>SELEDOOR VMD R.1</p> <p>FOCUS FILTER</p> <p>CHANEL ADDRESS</p>	<p>FOCUS</p> <p>SEL1 SEL2 SEL3</p> <p>CH1 CH2 CH3</p> <p>CH4 CH5 CH6</p> <p>3 CELL CYC</p> <p>SELEDOOR VMD R.1</p> <p>FOCUS FILTER</p> <p>CHANEL ADDRESS</p>
--	--

HOUSE PLOT
ARLENE SCHNITZER CONCERT HALL
STAGE

LIGHTING DESIGNER
MASTER ELECTRICIAN
SUMMER TURP
AUTOCAD SPECIALIST

LOAD IN DATE
XX/XX/XX
SHOW DATE
XX/XX/XX
NTS

Attachment I: Policies

Policies - General

House Opening: The house opens no less than thirty (30) minutes prior to scheduled show time. All set-up and sound checks must be completed by this time. House Manager approval must be obtained before starting or resuming a performance.

Typical curtain times in Portland are between 7pm – 8pm for evening shows, and 2pm for matinees.

Personnel Access: The visiting company will provide identification and/or complete lists of all persons to be allowed in the backstage area. This list must be provided a minimum of 48 hours prior to the beginning of the load-in and is subject to approval by the Production Department. Portland’5 reserves the right to restrict backstage access. All persons must sign in or show identification at the stage door.

Fire Exits: The visiting company will not obstruct any portion of the entries, hallways, elevators, stairs, or other egress, including access to all building utilities.

Signs and Decorations: Signs or decorations will not be placed in any rooms, hallways, lobbies, or theaters in the Portland’5 buildings without the permission of the Event and Production Services Department. Damage may result in additional charges.

No sign or decoration is allowed on the building exterior or sidewalk, unless approved in advance by the Event and Production Services Department.

Smoking: Per Oregon State law and Metro policy, smoking and vaping are not permitted inside any Portland’5 building, or within 25 feet of any exterior doorway or air intake. Theatrical use guidelines are listed in the **Smoking on Stage** section below.

Alcohol: All alcohol backstage must be provided and served by an OLCC licensed and permitted entity, approved and coordinated in advance with Production Department. Alcohol brought into the building by individual performers, cast or crew is prohibited.

Catering: Back of House - Clients may bring any caterer of their choosing in for backstage catering. All catering details to be advanced through the Production Department. A facility maintenance fee applies per event for this service.

Front of House - Levy is the exclusive Front of House caterer and concessionaire in all Portland’5 Venues.

Animals: Only service animals are allowed in Portland’5 buildings. Use of animals in a production or related promotional event requires approval by the Production Department prior to load-in.

Security: Portland’5 reserves the right to determine the need for and engage uniformed (MERC) or non-uniformed (PEER) security personnel for each event, including FOH, exterior, onstage and backstage areas.

Firearms: Firearms are not permitted in public buildings except under limited circumstances including possession of a concealed weapons permit. While Portland’5 cannot ban those with concealed weapons permits from carrying firearms into a public building, the event Licensee, as a private entity, may choose to ban any weapons from the premises.

Policies - Production

Pre-Production Coordination: All pre-production coordination between the visiting company and Portland's Stage Department Heads will be through the Production Department.

Stage Labor: The Portland's Production Department reserves the right to determine the number and type of stage labor required for the event. All stage labor personnel are subject to the approval of the Production Department.

Seat Kills: Seat kills for production control equipment must be approved in advance by the Production & Ticket Services Departments. The use and ticketing of pit seats must be approved in advance by the Production & Ticket Services Departments.

Rigging Changes and Flying Effects: Any changes to house rigging or equipment, including flying effects, must be approved in advance by the Production Department.

Sound Level Limitations: Portland's Event and Production Services Department reserves the right to determine the maximum sound level for any event.

Holes and Attachments: The visiting company will not use any tape, or make holes, drive nails, tacks, stage screws or similar articles in any part of the premises without approval by the Production Department.

Valuables: It is recommended that valuables be collected by the visiting company's Stage Manager prior to the performance and kept until the performance is completed. Portland's assumes no responsibility for valuables or personal property left in dressing rooms.

Fire, Flame, and Pyrotechnics: All use of fire, flame, and pyrotechnics must be approved in advance by the Production Department, the City of Portland Fire Marshal, and, when appropriate, the State of Oregon Fire Marshal. This includes the use of candles, incense, lighters, torches of any kind, flash paper, etc. Visiting companies must be prepared to demonstrate effects to the Fire Marshal prior to approval. A Conditional Use Permit, which takes a minimum of three weeks to process, is required. All permit fees will be charged at the applicable rates. **All approvals for use of pyrotechnics in the venue are decided in a case-by-case basis and are not guaranteed. Fire performance with open flame will not be approved.**

Smoking on Stage: The State of Oregon prohibits the smoking of all tobacco products on stage. This ban includes vaping. Performers are allowed to smoke or carry a lighted smoking instrument that does not contain tobacco in scripted stage, motion picture, or television productions if smoking is an integral part of the production. A Conditional Use Permit, which can be coordinated through the Production Department, is required.

Atmospherics, Strobes, and Sound Effects: The use of any special effects which may affect audience comfort or safety such as the use of lasers, strobe lights, haze, smoke effects, or gunshot sounds must be approved in advance by the Production and Event Services Departments. Portland's reserves the right to limit or prohibit the use of effects which may constitute a hazard to patrons, employees, or the facility.

Weapons: Stage-use weapons with appropriate safety features may be permitted, only with prior approval by the Production Department. A Conditional Use Permit may be required.

All OSHA Regulations, Manufacturer's Specifications, and Theatrical Safety best practices must be followed in Portland's venues.